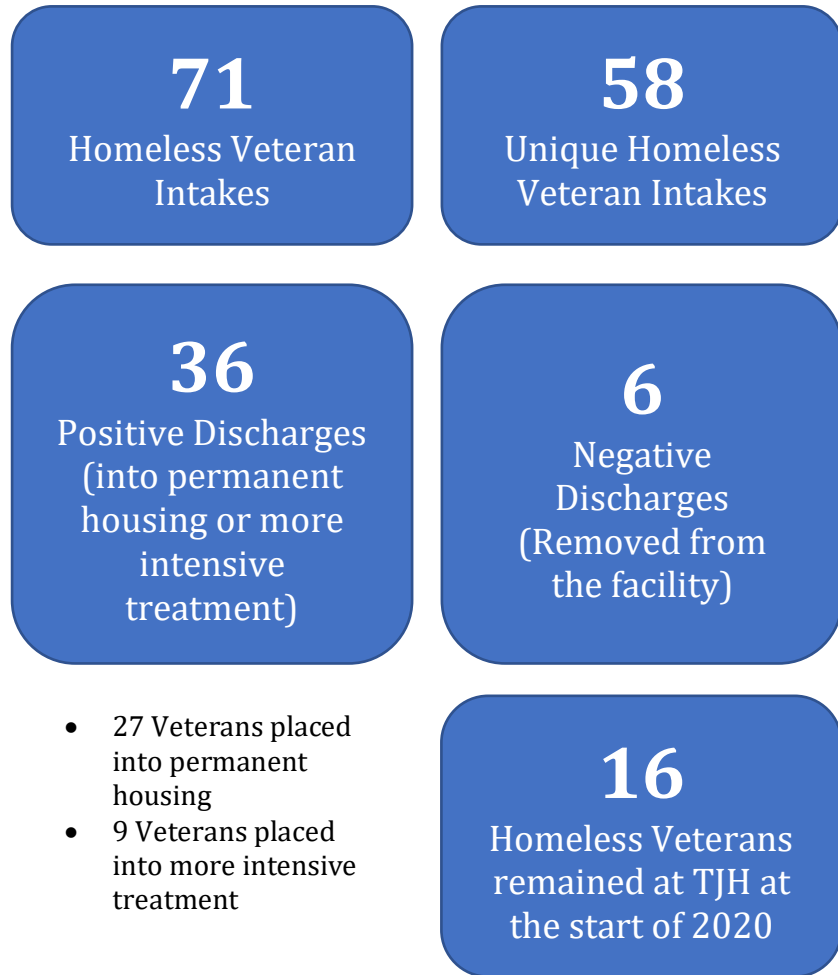
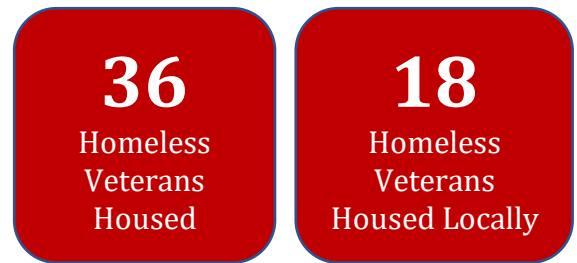


Bed Census



Breakdown of 2019 Homeless Veteran Intakes

- 9** Homeless Veterans – brought back more than once
- 9 Positive Discharges
 - 2 Received more intensive treatment
 - 0 Negative Discharges
 - 4 Homeless Veterans assisted four different times



Homeless Veterans Come from the Following States...

- Ohio
- Michigan
- California
- Arizona
- Tennessee
- Kentucky
- Indiana
- New York

Generous Support

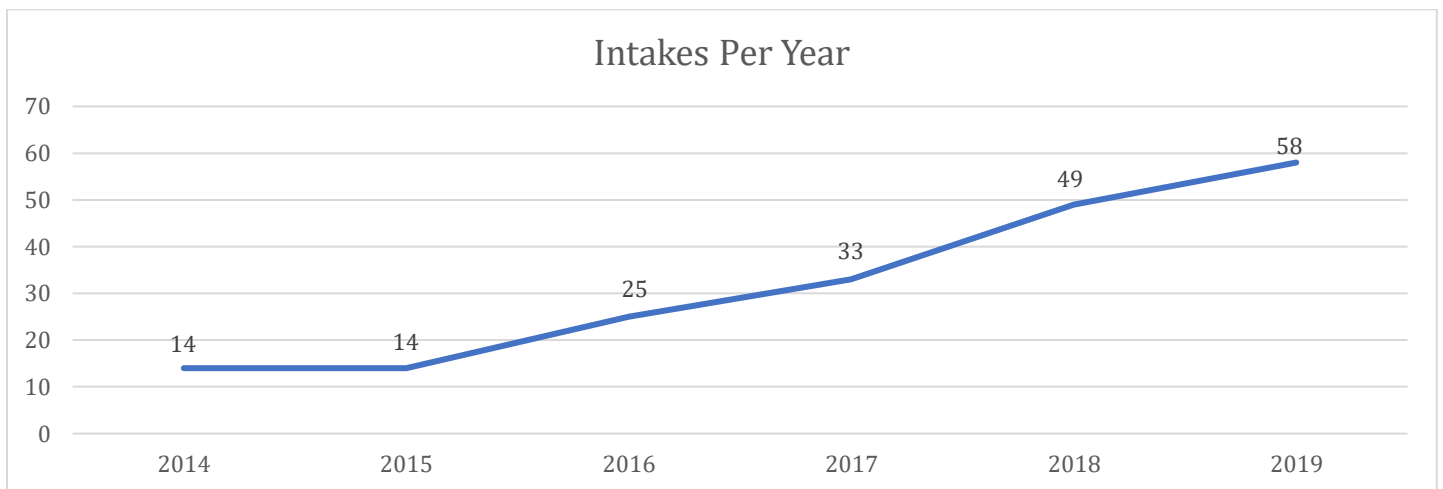
\$566,598.00	VA Contract Income
\$44,749.19	Unrestricted Donations
\$1,860.00	Donations for Veteran Transportation
\$19,968.00	Restricted Funds Events
\$39,846.00	Estimated Donations in Groceries/Household Commodities

Other In-Kind Community Support... **\$29,602.16**

- Multiple meals and special treats for the Veterans
- Thanksgiving Meals
- Christmas Meals
- Christmas Gifts
- Donations in clothes and other personal items
- Hand-Made quilts for each "Positive Discharge"

Other Significant Data

Number of Intakes by Year:



Since 2014:

193 Homeless Veterans Served

32 of the Veterans Discharged have Returned to TJH